

This drawing is not to be scaled, all figured dimensions to be used.

All Dimensions and cadastral setting out information to be thoroughly checked on site and all or any discrepancies to be reported to the Architect before any work is put in hand.

All work is to comply with the **NATIONAL BUILDING REGULATIONS (NBR) AND BUILDING STANDARDS** act 103 of 1977 as amended

All work is to comply with all relevant specifications and codes of practice of the **SOUTH AFRICAN BUREAU OF STANDARDS (SABS) / SOUTH AFRICAN NATIONAL STANDARDS (SANS)** and amendments thereto.

**HEALTH AND SAFETY:** All construction activities to conform to the **OCCUPATIONAL HEALTH AND SAFETY ACT 1993 (Act No 85 of 1993)**

All materials and workmanship to be as per the **MODEL PREAMBLES FOR TRADES 2008**, and any further additional preambles as noted in the Bills of Quantities.

All work is to comply with all relevant specifications and codes of practice of the **NATIONAL HOME BUILDERS REGISTRATION COUNCIL (NHBRC)** (Where applicable)

**ELECTRICAL Engineer:** (Where applicable) All materials and workmanship to be as specified on the Consultants drawings.

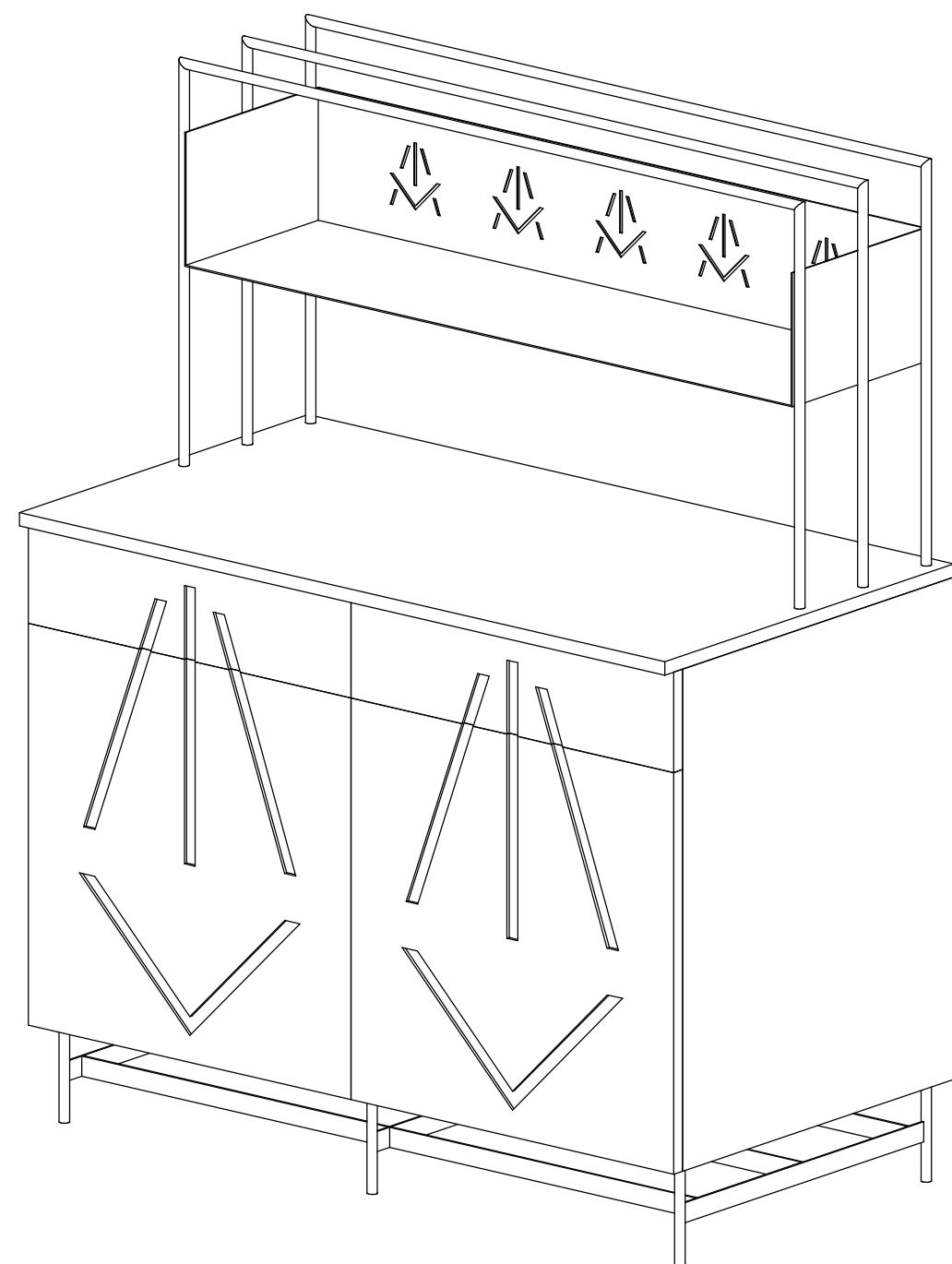
**STRUCTURAL and CIVIL Engineer:** (Where applicable) All materials and workmanship to be as specified on the Consultants drawings.

**HVAC Engineer:** (Where applicable) All materials and workmanship to be as specified on the Consultants drawings.

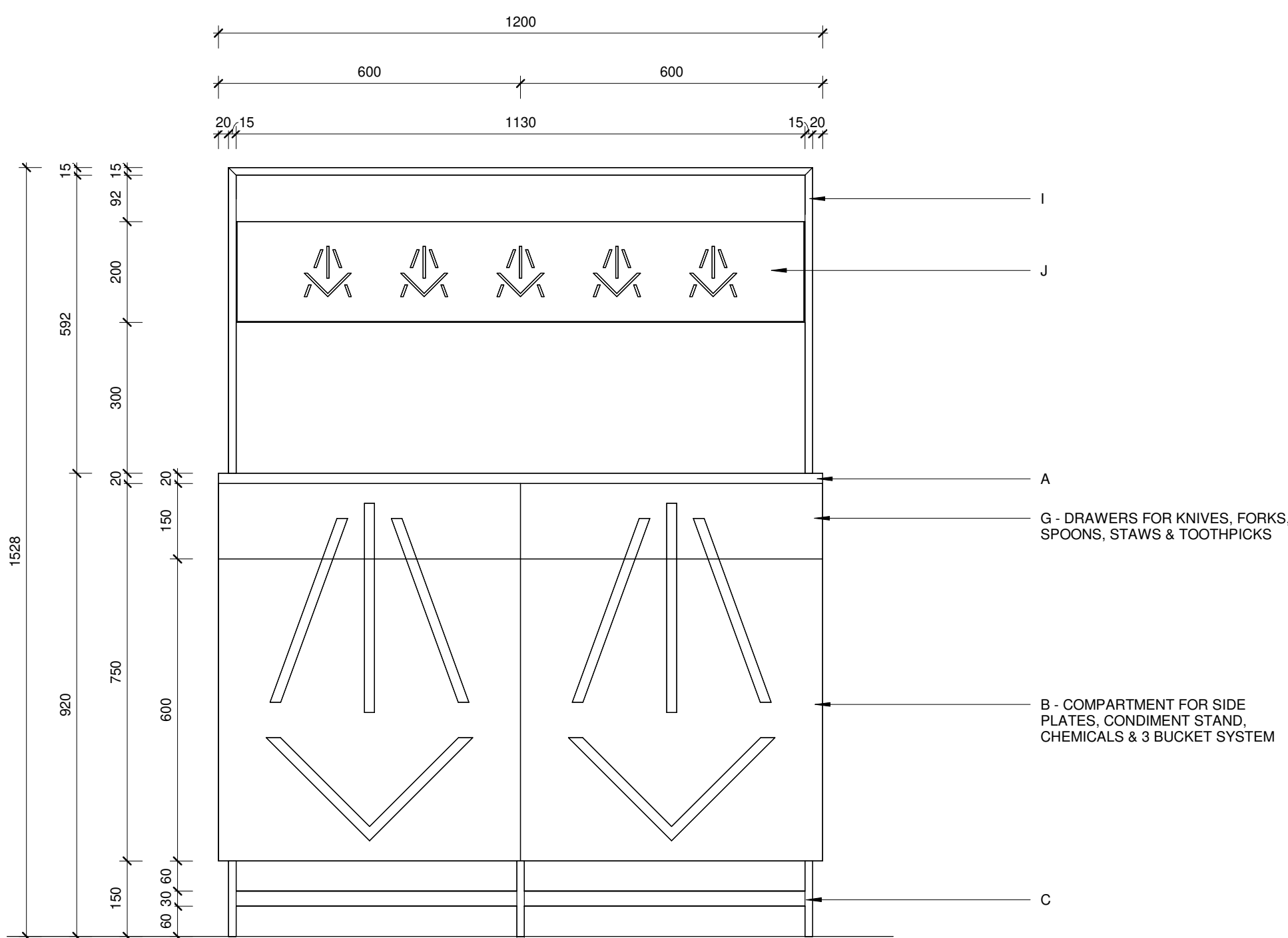
**RATIONAL FIRE Engineer:** (Where applicable) All materials and workmanship to be as specified on the Consultants drawings.

**WET SERVICES Engineer:** (Where applicable) All materials and workmanship to be as specified on the Consultants drawings.

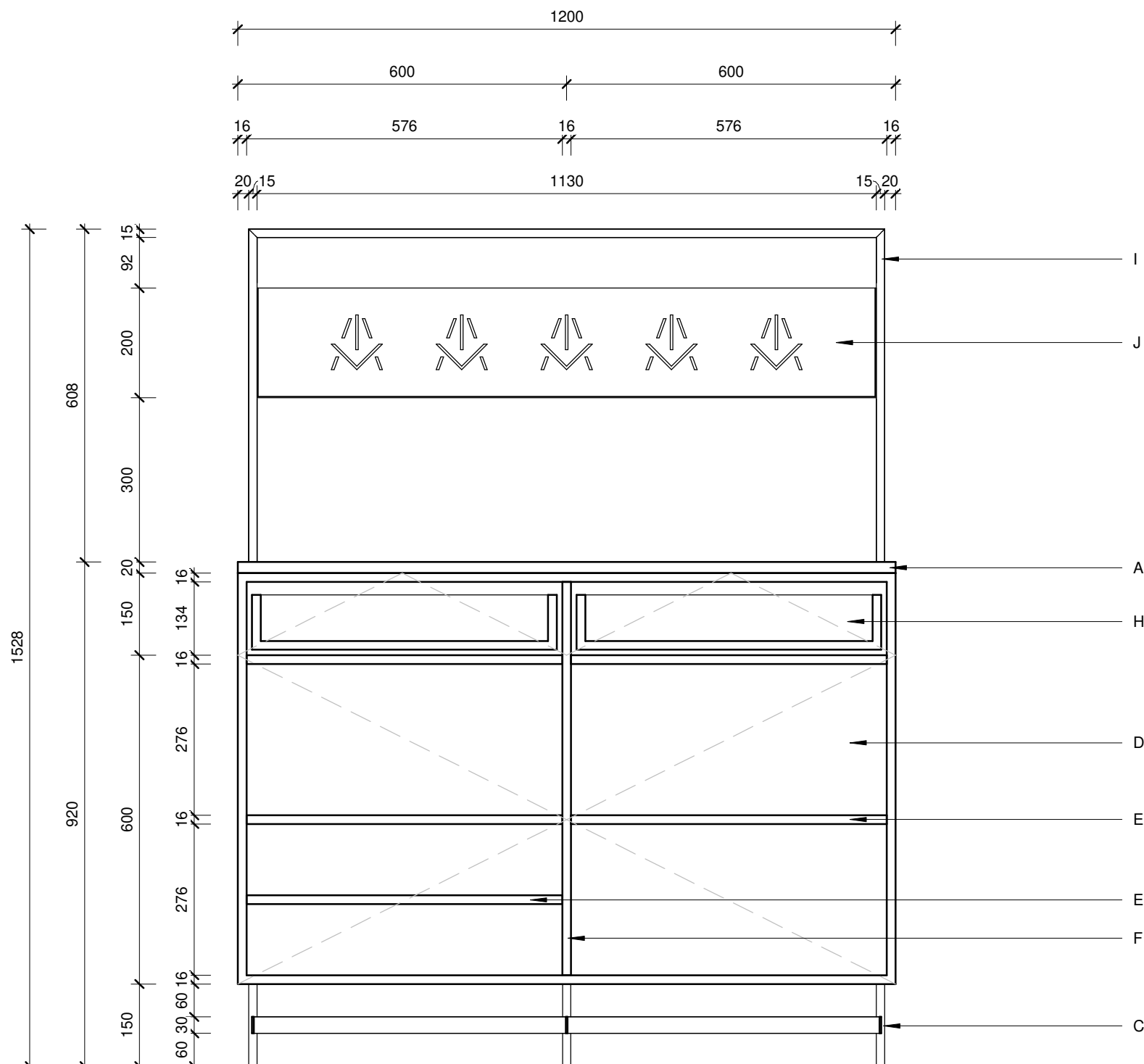
**SPECIALIST CONSULTANTS** (Where applicable) All materials and workmanship to be as specified on the Consultants drawing.

**6 3D ORTHO****1 PLAN OF CONDIMENT STATION**

1 : 10

**2 FRONT OF CONDIMENT STATION**

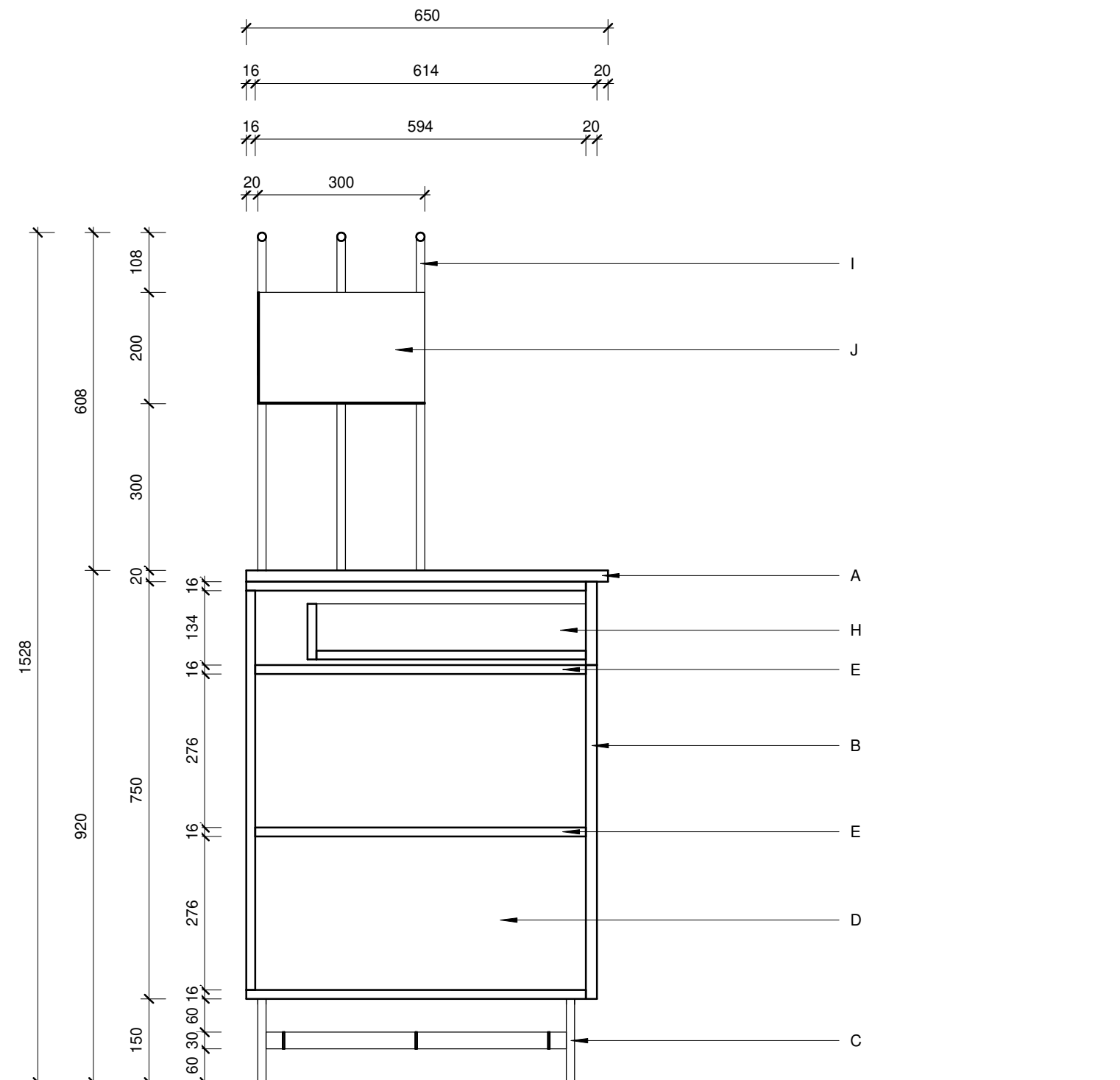
1 : 10

**4 SEC FRONT OF CONDIMENT STATION**


1 : 10

**3 SIDE OF CONDIMENT STATION**

1 : 10

**5 SEC SIDE OF CONDIMENT STATION**

1 : 10

**MATERIAL LEGEND**

LETTER	THICKNESS/ DIMENSIONS	DESCRIPTION	MATERIAL	COLOUR/CODE
A	20mm	STATION COUNTER TOP	STONE FINISH	STONE COLOUR: BY DESIGNER
B	16mm	STATION PUSH TO OPEN FINGER GRIP DOOR	SOLID TIMBER IN NATURAL COATED FINISH	TIMBER COLOUR: BY DESIGNER
C	20/15mm	STATION BASE FRAME	POWDER COATED MILDSTEEL FRAME IN MATT FINISH	STEEL COLOUR: BY DESIGNER
D	16mm	STATION CARCASS	SOLID TIMBER IN NATURAL COATED FINISH	TIMBER COLOUR: BY DESIGNER
E	16mm	STATION ADJUSTABLE SHELF	SOLID TIMBER IN NATURAL COATED FINISH	TIMBER COLOUR: BY DESIGNER
F	16mm	STATION DIVIDER	SOLID TIMBER IN NATURAL COATED FINISH	TIMBER COLOUR: BY DESIGNER
G	20mm	STATION PUSH TO OPEN DRAWER FRONT	SOLID TIMBER IN NATURAL COATED FINISH	TIMBER COLOUR: BY DESIGNER
H	16mm	STATION DRAWER CARCASS	SOLID TIMBER IN NATURAL COATED FINISH	TIMBER COLOUR: BY DESIGNER
I	15mm	STATION SAUCE DISPLAY FRAME	POWDER COATED MILDSTEEL FRAME IN MATT FINISH	STEEL COLOUR: BY DESIGNER
J	2/3mm	STATION SAUCE DISPLAY SHELF	POWDER COATED MILDSTEEL FRAME IN MATT FINISH	STEEL COLOUR: BY DESIGNER

**NANDO'S****NANDO'S**

AFRI MODERN - STORYTELLING THROUGH DESIGN

SIFISO SHANGE - 074 853 6944 - info@sifisoshange.co.za

**CONDIMENT STATION  
DETAILS LAYOUT**

DISCIPLINE:	As indicated	DATE:	23-02-2024
SS	SS	SS/DR	
PROJECT:	DWG NO:	CHECK:	REV:
IP-24	N-04		1