


# Terra

by Laurie Wiid van Heerden







Latin for “earth” the Terra brings weight and grounding to planters raised up on stands in the mid-century modern tradition. It is also square adding to the solidity and the wooden bases are contoured and sculpted into the planter making for a stable earthy interpretation that still feels light, modern and elegantly curvaceous.

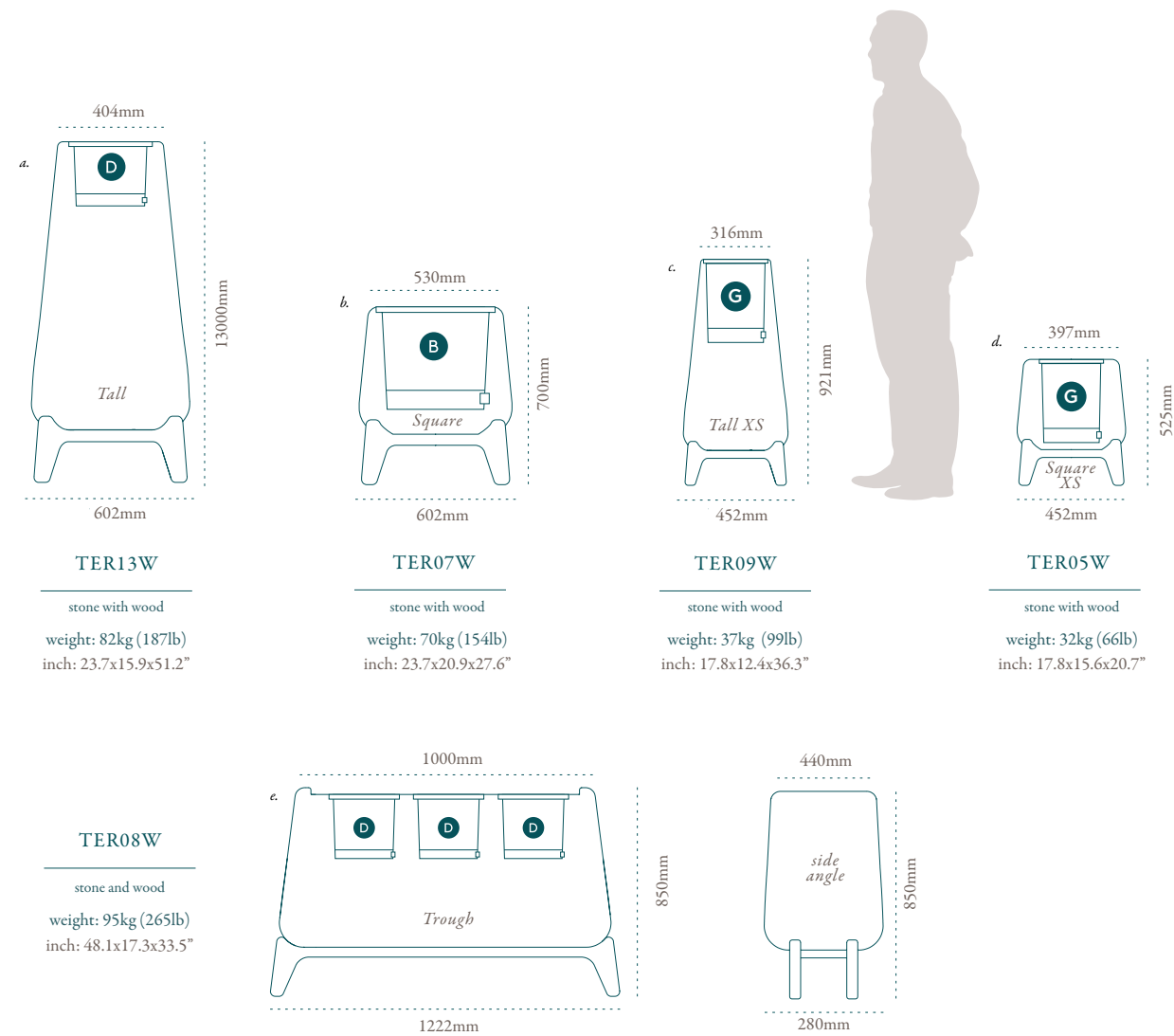




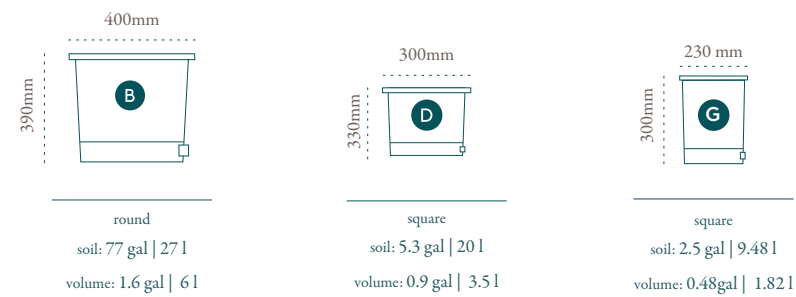




SPECIFICATIONS




LINERS





# Finish Options



*natural wood*



*oiled wood*

# Liners

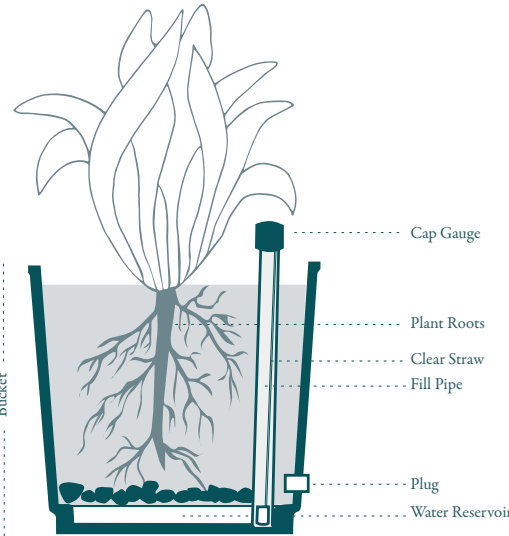


## “Self-Watering” Liners

All Indigenus planters come with a liner for planting. The drawings show the sizes and capacities. These liners have been designed to house plants in proportion to the size of the planters. They contain a water reservoir at the base into which the roots grow. Using the process of “capillary action” the water is pushed up into the soil.

Water levels in the reservoir can be measured using the cap gauge and the liner has a plug which must be removed if the planter is exposed rainfall.

The liners usually need 14 weeks to integrate with the root system during which watering should be done the normal way onto the soil. Thereafter in typical conditions the reservoir only needs filling once or twice a month



**Always use the planter in conjunction with the liner and remove the plug at the base of the liner and the base of the planter if the planters are going to receive rainfall.**

