

Aarde

by Sebastian Herkner



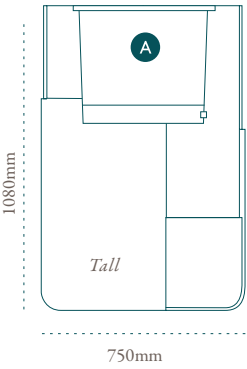




Following his honeymoon to South Africa, German designer, Sebastian Herkner, was inspired by all the aspects, elements and shades he encountered across so many areas. The Aarde (which means earth) is a representation of this; of the layering that exists culturally, demographically and in the nature and light of Africa. The Aarde has subtly overlapping layers with different depths to create the play with light and minerality that Sebastian saw in the natural landscape and wanted to represent. The earthy colours (brown, red, sandstone) used in this range are very much part of the story Sebastian wanted to communicate.



SPECIFICATIONS

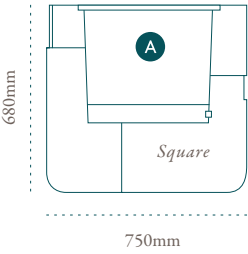


AAR10S

All Stone

weight: 110kg (243lb)

inch: 30" x 30" x 43"

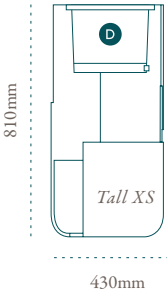


AAR06S

All Stone

weight: 90kg (198lb)

inch: 30" x 30" x 27"

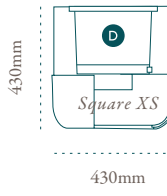


AAR08S

All Stone

weight: 45kg (99lb)

inch: 17" x 17" x 32"



AAR04S

All Stone

weight: 30kg (66lb)

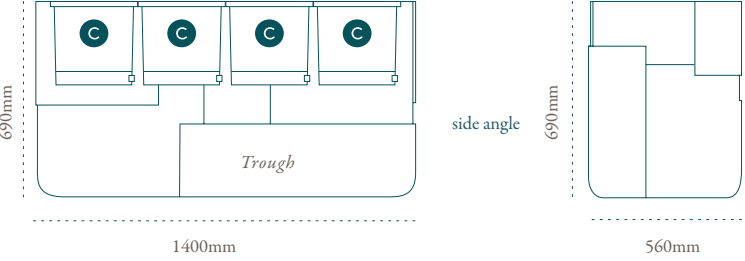
inch: 17" x 17" x 16"

AAR07S

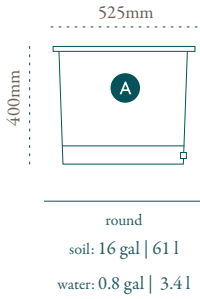
All Stone

weight: 115kg (254lb)

inch: 55" x 22" x 27"



LINERS



round

soil: 16 gal | 61 l

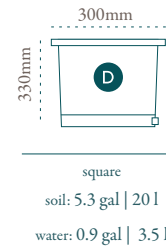
water: 0.8 gal | 3.1



round

soil: 3.6 gal | 14 l

water: 0.8 gal | 3 l




square

soil: 5.3 gal | 20 l

water: 0.9 gal | 3.5 l



Finish Options



natural wood



oiled wood

Liners

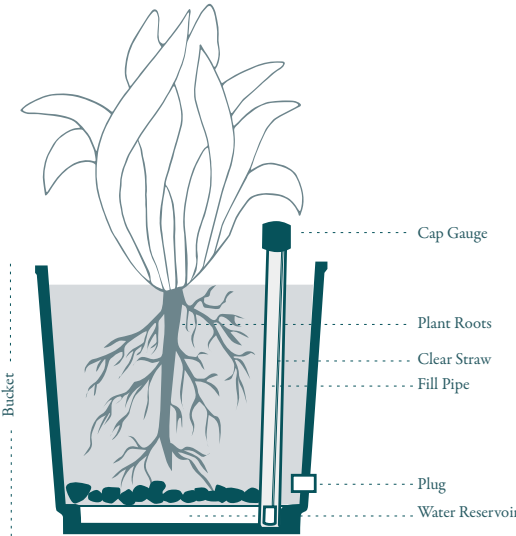


“Self-Watering” Liners

All Indigenus planters come with a liner for planting. The drawings show the sizes and capacities. These liners have been designed to house plants in proportion to the size of the planters. They contain a water reservoir at the base into which the roots grow. Using the process of “capillary action” the water is pushed up into the soil.

Water levels in the reservoir can be measured using the cap gauge and the liner has a plug which must be removed if the planter is exposed rainfall.

The liners usually need 14 weeks to integrate with the root system during which watering should be done the normal way onto the soil. Thereafter in typical conditions the reservoir only needs filling once or twice a month



Always use the planter in conjunction with the liner and remove the plug at the base of the liner and the base of the planter if the planters are going to receive rainfall.

