

NANDOS AUSTRALIA HEAD OFFICE VIC

LIGHTING SCHEDULE

Prepared by:
Juicy Design
123 Reservoir Street
Surry Hills
Sydney 2010

FINISHES & FFE SCHEDULE**JUICY DESIGN**

Project: NANDOS AUSTRALIA
Project Address: HEAD OFFICE VIC
Issue: A

Name: JACQUIE SWAVLEY
Page: 2 of 6

ISSUE	DATE	PURPOSE OF ISSUE	AUTHORISED BY
A	06.11.23	TENDER	JS

Revisions are identified in the column by the number of the issue in which the revision occurred.

Each item that is changed from the text of the tender issue specification is denoted by a vertical line in the right-hand margin adjacent to the paragraph which has been altered.

The information given in this document takes into account the particular instructions and requirements of our Client. No responsibility is undertaken to any other party. This document is not intended for and should not be relied upon by any party for purposes other than those related to the project.

Legend:

Highlighted – Revision alterations as identified in revision column

Red cells – indicates items with long lead times

Grey cells – indicates putting a hold on ordering the product

General Notes:






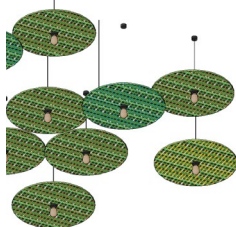





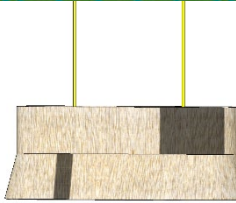
1. Finishes schedule to be read in conjunction with supplier installation specification sheets.
2. Contractor to confirm all materials/colours with designer prior to procuring materials.
3. Contractor to provide sample swatches of all materials for client/JUICY DESIGN sign-off prior to procuring materials.
4. All finishes awaiting formal sign-off by client pending tender.
5. Paint finishes will be required to be low Volatile Organic Compounds (VOCs).
6. Composite wood products, such as MDF, particle board and chip board will be required to be zero emission formaldehyde, or below 0.05 parts per million (ppm) emission limit 30 days following exposure to air.
7. Timber will be required to be Forestry Stewardship Council (FSC) or Australian Forest Certification Scheme (AFCS) certified.

FINISHES & FFE SCHEDULE
JUICY DESIGN

Project: NANDOS AUSTRALIA
 Project Address: HEAD OFFICE VIC
 Issue: A

Name: JACQUIE SWAVLEY
 Page: 3 of 6

NEW PORTAL LIGHTS

CODE	ITEM	PRODUCT DESCRIPTION	SUPPLIER	COLOUR/FINISH	IMAGES	LOCATION	COMMENTS
FEATURE LIGHTING							
L01	PENDANT CLUSTER QTY 12 PER CLUSTER 3X CLUSTERS	ETOSHA SIKA BY ASHANTI DESIGN ETOSHA SIKA 60 PENDANT – QTY 18 & ETOSHA SIKA 80 PENDANT – QTY 9 & ETOSHA SIKA 120 PENDANT – QTY 9 TOTAL = 36 PENDANTS CUSTOM PATTERN	NANDO'S PORTAL	DARK GREEN TO MATCH PANTONE 7732 C  LIGHT GREEN TO MATCH PANTONE 2421 C  YELLOW TO MATCH PANTONE YELLOW 012C  BROWN TO MATCH PANTONE 7602 C  BLUE TO MATCH PANTONE 3551 C 	   	RESTAURANT DINING	PENDANT SHADES TO VARY IN COLOUR COMBINATIONS LIKE REFERENCE PATTERN ATTACHED Installed @ mm AFFL to underside of pendant Refer to Ambience Lighting Package for further details
L02	FEATURE PENDANT QTY 5	NOK'KHANYA 600 PENDANT BY ASHANTI DESIGN 600X250MM CUSTOM PATTERN	NANDO'S PORTAL	  W/ YELLOW CORD AS PER IMAGE		OFFICE AND RESTAURANT 2X RESTAURANT 3X OFFICE	Installed @ mm AFFL to underside of pendant Refer to Ambience Lighting Package for further details

FINISHES & FFE SCHEDULE
JUICY DESIGN

Project: NANDOS AUSTRALIA

Name: JACQUIE SWAVLEY

Project Address: HEAD OFFICE VIC

Page: 4 of 6

Issue: A

L03	FEATURE PENDANT QTY 1	NOK'KHANYA 600 PENDANT BY ASHANTI DESIGN 600X250MM CUSTOM PATTERN	NANDO'S PORTAL	 YELLOW AND PINK TO MATCH 'NANDOS COLOUR' CHART		ROSENVILLE	Installed @ mm AFFL to underside of pendant Refer to Ambience Lighting Package for further details
L04	BOARDROOM PENDANT QTY 10	BACK2BACK SWIRL 450 TELIWIRE BY MASHT DESIGN STUDIO 230MM X 450MM	NANDO'S PORTAL	FINISH: AS PER PORTAL IMAGE		CONSTITUTION HILL BOARDROOM	Installed @ mm AFFL to underside of pendant Refer to Ambience Lighting Package for further details
L05	WOVEN WALL SCONCE QTY 4	ETOSHA SIKA WM 60 SCONCE BY ASHANTI DESIGN 600X10MM	NANDO'S PORTAL			TRAINING ROOM	COLOURS TO VARY WITH 'EARTHY TONES' IN ATTACHED REFERENCE IMAGE REFER TO DRAWING ELEVATIONS FOR INSTALLATION HEIGHTS REFER TO AMBIENCE LIGHTING PACKAGE FOR FURTHER DETAILS

FINISHES & FFE SCHEDULE
JUICY DESIGN


Project: NANDOS AUSTRALIA

Name: JACQUIE SWAVLEY

Project Address: HEAD OFFICE VIC

Page: 5 of 6

Issue: A

L06	WALL PENDANT QTY 8	COLUMN WALL SCONE 45 BY MODERN GESTURE	NANDO'S PORTAL	TIMBER AND HOT PINK. PINK TO MATCH 'NANDOS COLOUR' CHART		RESTAURANT AND OFFICE 3X RESTAURANT 2X OFFICE 3X CONSTITUTION HILL BOARDROOM	REFER TO DRAWING ELEVATIONS FOR INSTALLATION HEIGHTS REFER TO AMBIENCE LIGHTING PACKAGE FOR FURTHER DETAILS
L07	WALL SCONCE QTY 1	LOZENGE SCONCE - COLOUR BY STUDIO 19	NANDO'S PORTAL	FINISH: COLOUR FINISH TO MATCH IMAGE		OFFICE ENTRY	Installed @ mm AFFL to underside of pendant Refer to Ambience Lighting Package for further details
L08	WOVEN OFFICE WALL LIGHT CLUSTER QTY 11	ETOSHA SIKA 40 PENDANT – QTY 3 & ETOSHA SIKA 60 PENDANT – QTY 8	NANDO'S PORTAL	FINISH: COLOUR FINISH TO MATCH IMAGE		OFFICE WALL	Installed @ mm AFFL to underside of pendant Refer to Ambience Lighting Package for further details
L09	WOVEN OFFICE PENDANT CLUSTER QTY 13 PER CLUSTER 3X CLUSTER	ETOSHA SIKA 60 PENDANT – QTY 18 & ETOSHA SIKA 80 PENDANT – QTY 12 & ETOSHA SIKA 120 PENDANT – QTY 9 TOTAL = 39 PENDANTS	NANDO'S PORTAL	FINISH: COLOUR FINISH TO MATCH IMAGE		OFFICE	Installed @ mm AFFL to underside of pendant Refer to Ambience Lighting Package for further details

FINISHES & FFE SCHEDULE**JUICY DESIGN**


Project: NANDOS AUSTRALIA

Name: JACQUIE SWAVLEY

Project Address: HEAD OFFICE VIC

Page: 6 of 6

Issue: A

L10	BEADED WALL SCONCE SMALL QTY 3	URCHIN WALL SCONCE – SMALL (380 MM X 150 MM) BY THE HANDMADESTORY	NANDO'S AUS	FINISH: AS PER IMAGE		OFFICE WALL	REFER TO DRAWING ELEVATIONS FOR INSTALLATION HEIGHTS REFER TO AMBIENCE LIGHTING PACKAGE FOR FURTHER DETAILS
------------	--	--	-------------	-------------------------	---	-------------	--