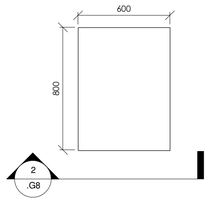

1 .SH08 - 600 X 800MM INDOOR TABLE TOP
1 : 20

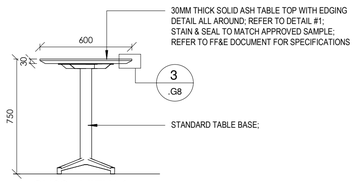

2 .SH08 - VIEW 1
1 : 20

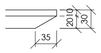

3 .SH08 - DETAIL #1
1 : 5

SH08 - 600 X 800MM INDOOR TABLE TOP [2 SEATER]

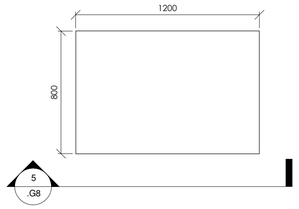

6 .SH09 - 1200 X 800MM INDOOR TABLE TOP
1 : 20

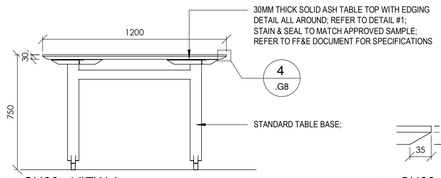

5 .SH09 - VIEW 1
1 : 20

4 .SH09 - DETAIL #1
1 : 5

SH09 - 1200 X 800MM INDOOR TABLE TOP [4 SEATER]

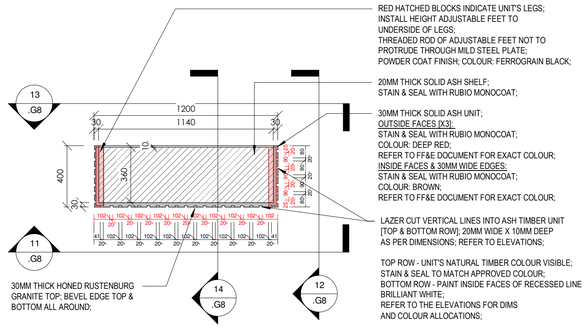

15 .SH04 - COORDINATION UNIT
1 : 20

SH04 - COORDINATION UNIT

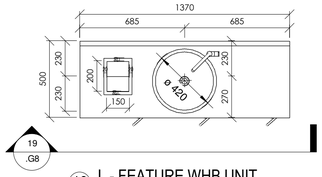

18 .L - FEATURE WHB UNIT
1 : 20

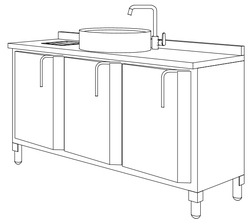

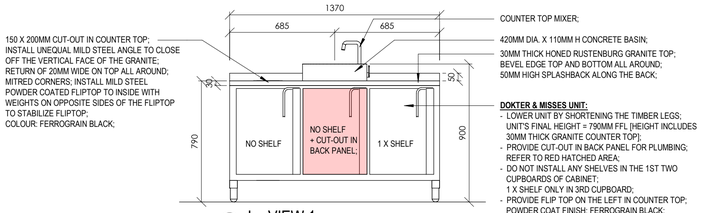

19 .L - VIEW 1
1 : 20

L - FEATURE WHB UNIT - DOKTER & MISSES [TINLAB FF&E ITEM - NOT FOR SHOPFITTER]

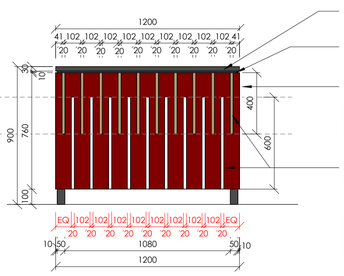

11 .SH04 - VIEW 1
1 : 20

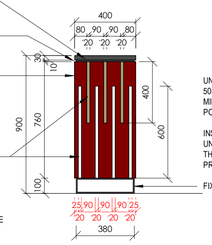

12 .SH04 - VIEW 2
1 : 20

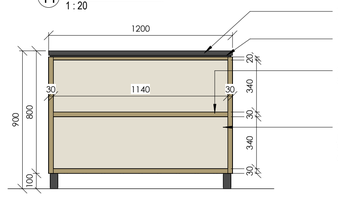

13 .SH04 - VIEW 3
1 : 20

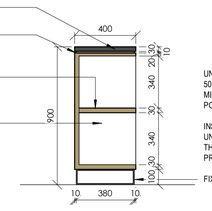

14 .SH04 - SECTION
1 : 20

SH04 - COORDINATION UNIT

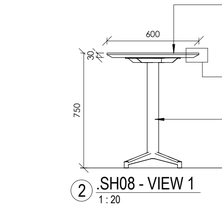

29 .SH10 - 800MM DIA. INDOOR TABLE TOP
1 : 20

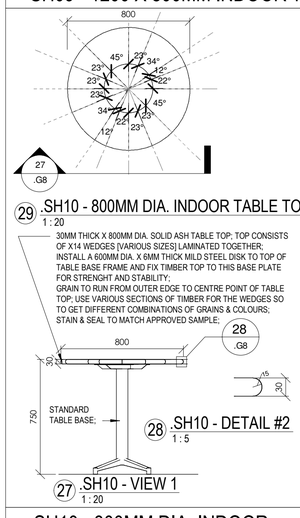

28 .SH10 - DETAIL #2
1 : 5

27 .SH10 - VIEW 1
1 : 20

SH10 - 800MM DIA. INDOOR TABLE TOP [4 SEATER]

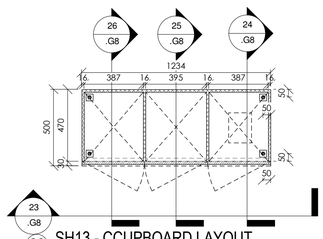

22 .SH13 - CCUPBOARD LAYOUT
1 : 20

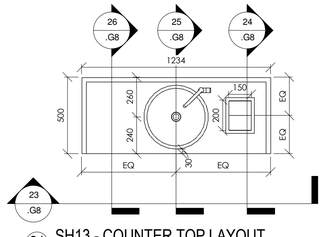

21 .SH13 - COUNTER TOP LAYOUT
1 : 20

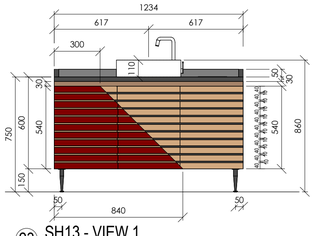

23 .SH13 - VIEW 1
1 : 20

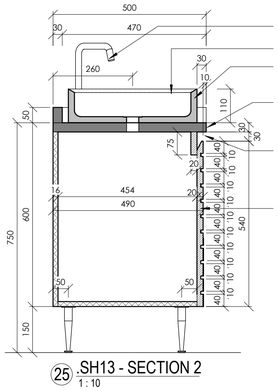

25 .SH13 - SECTION 2
1 : 10

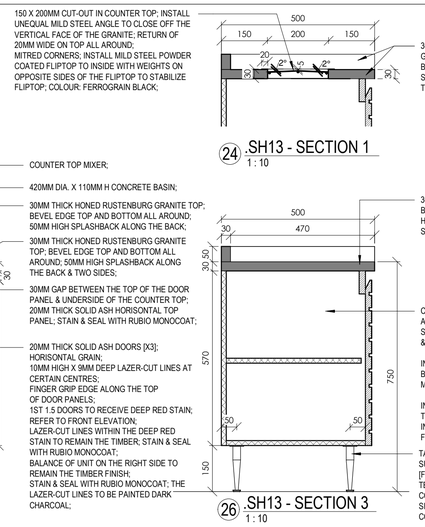

24 .SH13 - SECTION 1
1 : 10

26 .SH13 - SECTION 3
1 : 10

SH13 - CUSTOMER RESTROOM VANITY UNIT

GENERAL NOTES

COPYRIGHT AND RIGHT OF REPRODUCTION OF THIS DRAWING OR ANY PORTION THEREOF IS RESERVED

Quality of all materials and workmanship to comply with the relevant S.A.B.S. and B.S.S. specifications and shall conform to the minimum standards specified in the Standard Preambles in the Bill of Quantities or, in the absence of a Bill of Quantities, available for perusal at the offices of the Designers.

Contractor is responsible for correct setting out of the buildings,all external and internal walls with particular reference to boundaries,building lines, etc
Contractor to verify all levels, heights and dimensions on Site and to check same against the drawings before putting any work in hand

All contractors to check the details shown on this drawing for compliance with standards of good building practice with particular reference to special requirements necessitated by local and/or on site conditions and to report any comment to the Designers.

Contractors are to ensure that all details shown on this drawing are in compliance with Local Authority bye-law and regulations.

Contractors are to locate and identify existing services on Site and to protect these from damage throughout the duration of the works.

Any errors, discrepancies or omissions to be reported to the Designer immediately.

Contractor is to build in Approved D.P.C.s, whether or not these are shown on drawings, to all external walls at each floor, beam or parapet level and to all windows, doors, grilles or other openings in external walls. Cavity walls to have stepped D.P.C.s

Any queries arising from all the above must be reported to the Designers for clarification before any work is put in hand.

This drawing is not to be scaled. Figured dimensions to be used at all times.

2A.B.s to each W.C.,urinal and shower.

2A.B.s. over each fanless door or window. Burnt clay bricks only shall be used unless specific approval is obtained from the Architect for the use of an alternative type of brick.

DRAINAGE NOTES:

All plumbing and drainage work and installation of sanitary fittings to comply with the relevant Local Authority buy-laws, regulations and requirements.

Provide I.E.s. to all bends and junctions with suitable markers at ground level. Minimum fall to all drain pipes to be 1:40. Provide approved reseal traps to all waste fittings. Provide A.E. to foot of all soil stacks. I.E.s. to waste pipes to be fully accessible at all times.

All soil pipes passing under buildings or footings to be encased in concrete of minimum 100mm thickness all round pipe.

NOTES:

PLEASE NOTE:
DO NOT SCALE THIS DRAWING
CHANGES OR QUERIES TO BE CONFIRMED WITH THE PROJECT MANAGER

REVISIONS

REV	NAME	DATE	DESCRIPTION
A		2021-06-24	TENDER SET: FOR INFORMATION
1		2022-01-19	CONSTRUCTION SET

CLIENT
NANDO'S SOUTH AFRICA

PROJECT DESCRIPTION
BOTHASIG DRIVE THRU

DRAWING DESCRIPTION
SH08 - SH12 - INDOOR & OUTDOOR TABLES
+ SH13 - CUSTOMER VANITY UNIT
+ L - DOKTER & MISSES UNIT

LAYERS	SCALE
	As indicated

DRAWN BY	PROJECT STARTING DATE	APPROVED
EJ	2021-04-16	

PROJECT NO	DRAWING NO	REVISION
JN 00454	.G8	1

Nando's
10A Victoria Road, Lorenzville,Johannesburg