
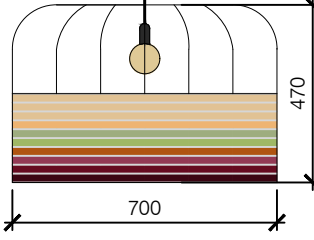

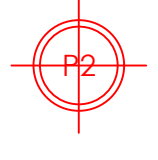
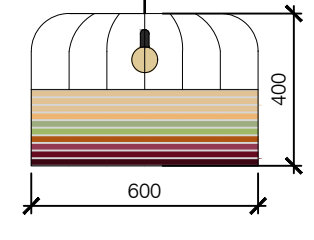


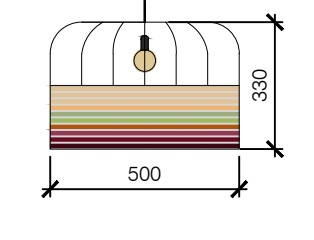

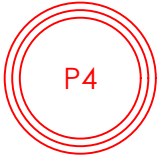
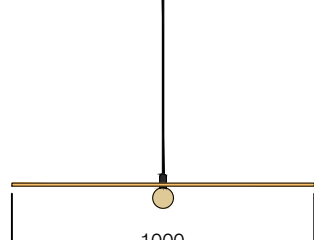


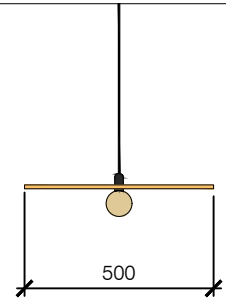


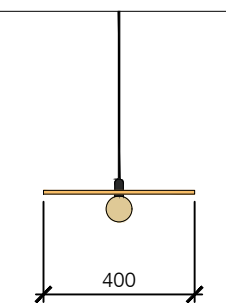


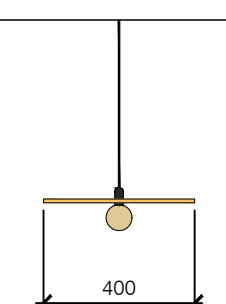


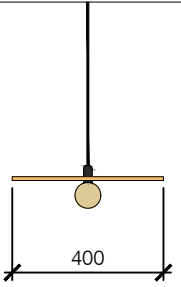


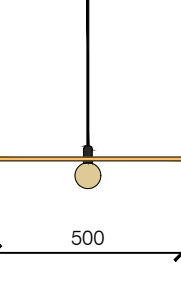


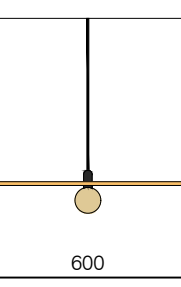



LIGHTING SCHEDULE: BESPOKE COLOUR + WEAVE GUIDE (ASHANTI DESIGN)				
REFERENCE	QTY	SPECIFICATION	DIMENSIONS	INDICATIVE IMAGE + WEAVE COLOUR
	05	<p>Nando's Portal Item by Ashanti Design</p> <p>Pendant= Awali Halfi Tildu 70 (CUSTOMISED COLOUR + WEAVE)</p> <p>Diameter= 700mm</p> <p>Height= 470mm</p> <p>Colour + Weave Details: Natural/earthy shades at the top to transition down to bands of jungle-inspired colours (olive/green/orange/pink/red/brown).</p> <p>NOTE: Bands shown in elevation are for indication only and weave does not have to be formed exactly as shown in elevation but all Awali Halfi Tildu 70 pendants should look the same.</p> <p>Weave to be in horizontal linear bands in the style used in the chabulah woven pendant. See Reference image to right for a basic indication of style + colour.</p>		
	04	<p>Nando's Portal Item by Ashanti Design</p> <p>Pendant= Awali Halfi Tildu 60 (CUSTOMISED COLOUR + WEAVE)</p> <p>Diameter= 600mm</p> <p>Height= 400mm</p> <p>Colour + Weave Details: Natural/earthy shades at the top to transition down to bands of jungle-inspired colours (olive/green/orange/pink/red/brown).</p> <p>NOTE: Bands shown in elevation are for indication only and weave does not have to be formed exactly as shown in elevation but all Awali Halfi Tildu 60 pendants should look the same.</p> <p>Weave to be in horizontal linear bands in the style used in the chabulah woven pendant. See Reference image to right for a basic indication of style + colour.</p>		
	04	<p>Nando's Portal Item by Ashanti Design</p> <p>Pendant= Awali Halfi Tildu 50 (CUSTOMISED COLOUR + WEAVE)</p> <p>Diameter= 500mm</p> <p>Height= 330mm</p> <p>Colour + Weave Details: Natural/earthy shades at the top to transition down to bands of jungle-inspired colours (olive/green/orange/pink/red/brown).</p> <p>NOTE: Bands shown in elevation are for indication only and weave does not have to be formed exactly as shown in elevation but all Awali Halfi Tildu 50 pendants should look the same.</p> <p>Weave to be in horizontal linear bands in the style used in the chabulah woven pendant. See Reference image to right for a basic indication of style + colour.</p>		
	02	<p>Nando's Portal Item by Ashanti Design</p> <p>Pendant= ETOSHA SIKA OVERSIZED WM1000 (CUSTOMISED COLOUR)</p> <p>Diameter= 1000mm</p> <p>Colour + Weave Details: Natural/earthy shades combined with jungle-inspired colours (olive/green/orange/pink/red/brown + a few teal accents).</p> <p>NOTE: colours shown in image to right are for indication only and weave/colour does not have to be formed exactly as shown in photo.</p> <p>Pendants do not need to have identical colour formation but should be in a consistent colour palette.</p>	 <p>elevation not to scale</p>	
	06	<p>Nando's Portal Item by Ashanti Design</p> <p>Pendant= ETOSHA SIKA 50 PENDANT (CUSTOMISED COLOUR)</p> <p>Diameter= 500mm</p> <p>Colour + Weave Details: Natural/earthy shades combined with jungle-inspired colours (olive/green/orange/pink/red/brown + a few teal accents).</p> <p>NOTE: colours shown in image to right are for indication only and weave/colour does not have to be formed exactly as shown in photo.</p> <p>Pendants do not need to have identical colour formation but should be in a consistent colour palette.</p>		
	03	<p>Nando's Portal Item by Ashanti Design</p> <p>Pendant= ETOSHA SIKA 40 PENDANT (CUSTOMISED COLOUR)</p> <p>Diameter= 400mm</p> <p>Colour + Weave Details: Natural/earthy shades combined with jungle-inspired colours (olive/green/orange/pink/red/brown + a few teal accents).</p> <p>NOTE: colours shown in image to right are for indication only and weave/colour does not have to be formed exactly as shown in photo.</p> <p>Pendants do not need to have identical colour formation but should be in a consistent colour palette.</p>		
	03	<p>Nando's Portal Item by Ashanti Design</p> <p>Pendant= ETOSHA SIKA 40 PENDANT (CUSTOMISED COLOUR)</p> <p>Diameter= 400mm</p> <p>Colour + Weave Details: Natural/earthy shades combined with jungle-inspired colours (olive/green/orange/pink/red/brown + a few teal accents).</p> <p>NOTE: colours shown in image to right are for indication only and weave/colour does not have to be formed exactly as shown in photo.</p> <p>Pendants do not need to have identical colour formation but should be in a consistent colour palette.</p> <p><i>*P6B is the same product as P6A but has a separate letter due to being suspended at a different height</i></p>		

LIGHTING SCHEDULE: BESPOKE COLOUR + WEAVE GUIDE (ASHANTI DESIGN)				
REFERENCE	QTY	SPECIFICATION	DIMENSIONS	INDICATIVE IMAGE + WEAVE COLOUR
	04	<p>Nando's Portal Item by Ashanti Design</p> <p>Pendant= ETOSHA TILDI WEAVE 40 PENDANT (CUSTOMISED COLOUR)</p> <p>Diameter= 400MM</p> <p>Colour + Weave Details: Natural/earthy shades combined with jungle-inspired colours (olive/green/orange/pink/red/brown + a few teal accents).</p> <p>NOTE: colours shown in image to right are for indication only and weave/colour does not have to be formed exactly as shown in photo.</p> <p>Pendants do not need to have identical colour formation but should be in a consistent colour palette.</p>		
	04	<p>Nando's Portal Item by Ashanti Design</p> <p>Pendant= ETOSHA TILDI WEAVE 50 PENDANT (CUSTOMISED COLOUR)</p> <p>Diameter= 500MM</p> <p>Colour + Weave Details: Natural/earthy shades combined with jungle-inspired colours (olive/green/orange/pink/red/brown + a few teal accents).</p> <p>NOTE: colours shown in image to right are for indication only and weave/colour does not have to be formed exactly as shown in photo.</p> <p>Pendants do not need to have identical colour formation but should be in a consistent colour palette.</p>		
	06	<p>Nando's Portal Item by Ashanti Design</p> <p>Pendant= ETOSHA TILDI WEAVE 60 PENDANT (CUSTOMISED COLOUR)</p> <p>Diameter= 600MM</p> <p>Colour + Weave Details: Natural/earthy shades combined with jungle-inspired colours (olive/green/orange/pink/red/brown + a few teal accents).</p> <p>NOTE: colours shown in image to right are for indication only and weave/colour does not have to be formed exactly as shown in photo.</p> <p>Pendants do not need to have identical colour formation but should be in a consistent colour palette.</p>		

#### Bespoke Awali Halfi Tildu Pendants (P1, P2, P3)

Design intent image to show a basic idea of the cluster of Awali Halfi Tildu pendants. Image for a simple indication only and exact colours and weave shown in image not to be taken literally. Please read specification for more detail on the overall colour palette and desired weave style.




#### SUMMARY OF ITEMS (TOTAL NUMBER OF ITEMS= 41)

Awali Halfi Tildu 70 (Qty=05)	Etosha Sika 40 Pendant (Qty=06)
Awali Halfi Tildu 60 (Qty=04)	Etosha Tildi Weave 40 (Qty=04)
Awali Halfi Tildu 50 (Qty=04)	Etosha Tildi Weave 50 (Qty=04)
Etosha Sika Oversized WM1000 (Qty=02)	Etosha Tildi Weave 60 (Qty=06)
Etosha Sika 50 Pendant (Qty=06)	

©This drawing is the property of Harrison Company Limited. Copyright is reserved by them and the drawing issued on condition that it is not copied either wholly or part without the consent in writing of Harrison Company Limited. Figured dimensions to take preference over those scaled. All dimensions to be checked on site before commencement of any work or shop drawings. This drawing is to be read in conjunction with the specification when existing.

REVISIONS			
Rev	By	Date	Comment
*			

CLIENT	<div>Nando's</div>
PROJECT	Unit 3 Pioneer Place, Curzon Street Burnley
TITLE	Bespoke Pendants: Specification Guide For Ashanti Design
DRAWN	CHECKED
JE	--
SCALE @ A2	DATE
NA	JAN 23
DRAWING NO.	
5138/11.2	