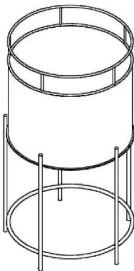


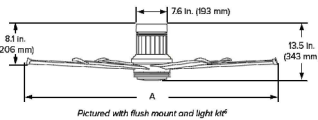


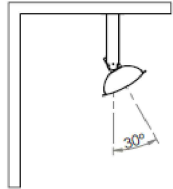
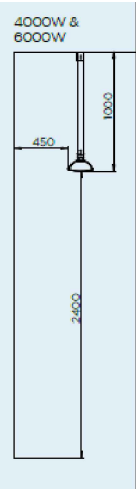


MISCELLANEOUS - PLANTERS - PORTAL TO AFRICA		
PLAN CODE	DESCRIPTION	REFERENCE IMAGE
P2	PORTAL ITEM New Pot plant, From: The Urbanative +27 11 568 7490, Thulani, design1@theurbanative.com Name: Oromo XL Planter - Indoor, Size: 500mm (Dia.) x 700mm (H) FINISH: Steel: Electroplated & Powder coated in approved Matt finish, Suitable for High Traffic. All according to manufacturer's specifications To be easily cleanable. Colour: Mustard/Ochre (RAL 1005). Provide approved floor protectors. PLANTS: Provide locally sourced Indoor plants with suitable self watering liners to fit planter size. Installed in into pot plant with medium to large bark filler to suit. Type: Monstera, (Size and amount of plants vs planters T.B.C prior to ordering final plants)	  
	Shopfitter to install.	REFERENCE IMAGE ONLY, Total : 02

MISCELLANEOUS - ELECTRIC HEATERS & FANS		
PLAN CODE	DESCRIPTION	REFERENCE IMAGE
EF1	NEW FANS - Provide approved concealed additional steel support installed in existing plasterboard ceiling in approved manner. Provide approved new fan installed in approved manner. From: Big Ass Fans, Contact: 1300 244 277, Only interstate stockists. Range: Commercial Small Fans, Type: i6, Flush mount, no light kit, Code: MK-i61-05, (1.5m dia.), 19: Outdoor covered, 00 Flush mount, A728 Black finish. Ceiling note: Ceiling to be repaired and made good after support installation. Refer to P.109, 113 & Sections & Elevations P 200 +. All to be according to Structural engineers drawings and approval. NOTE: Provide sample of all for Designers approval, prior to ordering, manufacturing or installation commences.	 
	To be ordered and installed by Shopfitter	Total : 02
EH1	NEW ELECTRIC HEATER - Provide approved concealed additional steel support installed in existing plasterboard ceiling in approved manner. Provide approved new heaters and suspension posts installed in approved manner. All heaters to be Angle mounted from beams, suspended at 2400mm A.F.F.L. All supply reticulation to be concealed to unit. All according to manufacturers specifications. From: Matt Kelman, Contact: +61 410 329 267/ mattk@brmoicgroup.com, Range: Tungsten Electric 6000W Heaters, Black finish. Ceiling note: Ceiling to be repaired and made good after support installation. Refer to P.109, 113 & Sections & Elevations P 200 +. All to be according to Structural engineers drawings and approval. NOTE: Provide sample of all for Designers approval, prior to ordering, manufacturing or installation commences.	  
	To be ordered and installed by Shopfitter	Total : 03

GENERAL NOTES:	
Drawings are copyright under the Copyright Act 1968. All rights reserved. No drawings are to be reproduced without written consent from Reddeco. All dimensions must be verified on site before commencing any work or producing any shop drawings and before ordering, manufacturing or installation commences. Any discrepancies to be brought to the immediate attention of Reddeco. Perspective images/ Photoshop images presented are artist's impression only and should not be taken as a true representation of the final constructed space. Provide sample of all for Designers approval before installation commences.	
Quality of all materials and workmanship to comply with the relevant local regulation and shall conform to the minimum standards specified in the Bill of Materials or, in the absence of a Bill of Materials, available for perusal at the offices of the Designers. Contractor is responsible for correct setting out of the buildings, all external and internal walls with particular reference to boundaries, building lines, etc. Contractor to verify all levels, heights and dimensions on Site and to check same against the drawings before putting any work in hand. If contractors to check the details shown on the drawings for compliance with standards of good building practice with particular reference to special requirements necessitated by local and/or on site conditions and to report any comment to the Designers. Contractors are to ensure that all details shown on this drawing are in compliance with Local Authority bye-law and regulations. Contractors are to locate and identify existing services on Site and to protect these from damage throughout the duration of the works.	
Any errors, discrepancies or omissions to be reported to the Designer immediately. Contractor is to build in Approved D.P.C.s, whether or not these are shown on drawings, to all external walls at each floor, beam or parapet level and to all windows, doors, grilles or other openings in external walls. Cavity walls to have sloped D.P.C.s. Any queries arising from all the above must be reported to the Designers for clarification, before any work is put in hand. This drawing is not to be scaled. Figured dimensions are to be followed in preference to dimensions scaled from drawings, but whenever possible dimensions are to be taken on the site or from the buildings. Before Sub-Contractors or specialist firms commence any works, dimensions must be checked on the site and/or building and agreed with the Contractor, irrespective of the comparable dimensions shown on the drawings. The Contractor shall be responsible for the accuracy of such dimensions. Burnt clay bricks only shall be used unless specific approval is obtained from the Architect for the use of an alternative type of brick.	
DRAINAGE NOTES: All plumbing and drainage work and installation of sanitary fittings to comply with the relevant Local Authority bye-laws, regulations and requirements. Provide I.E.s. to all bends and junctions with suitable markers at ground level. Minimum fall to all drain pipes to be 1:40. Provide approved seal traps to all waste fittings. Provide A.E. to foot of all soil stacks. I.E.s. to waste pipes to be fully accessible at all times. All soil pipes passing under buildings or footings to be encased in concrete of minimum 100mm thickness all round pipe.	

REDDECO	
INTERIORS \ ARCHITECTURE \ BRANDING	
3 Target Hill Road, Salisbury Heights, Adelaide, South Australia, 5109, E: design2@reddeco.co.za. T: +61 467 288 307	
NOTE: EQUIPMENT SIZES CONFIRMED PRIOR TO CONSTRUCTION / MANUFACTURING OF ALL OTHER COMPONENTS	
NOTE: ALL DIMENSIONS TO BE CONFIRMED ON-SITE BEFORE ORDERING, MANUFACTURING OR INSTALLATION COMMENCES. PROVIDE SAMPLE OF ALL FOR DESIGNERS APPROVAL BEFORE INSTALLATION COMMENCES	

CLIENT:	
NANDO'S AUSTRALIA	
PROJECT DESCRIPTION:	
NANDOS WILLIAM STREET 140 William St, Perth WA 6003	
REVISIONS:	
REV:	NAME: DATE: DESCRIPTION:

DRAWING NAME/ DESCRIPTION:	
FURNITURE SCHEDULE PAGE 2	
DRAWN:	DATE:
ST	26-09-2024
SCALE:	N.T.S
PAGE SIZE:	DRAWING NO:
A3	301
REVISION:	REVO

NOTE: ALL ACCORDING TO STRUCTURAL ENGINEERS DRAWINGS & APPROVAL

PLEASE NOTE: ALL STEEL TO BE E-COATED AND GALVANIZED IN APPROVED MANNER.

NOTE: ALL ACCORDING TO WORKSHOP DRAWINGS BY APPROVED MANUFACTURER.

NOTE: ALL DIMENSIONS TO BE CHECKED ON SITE. DRAWINGS NOT TO BE SCALED.